








# ごみ収集日 Trash collection days

Please bring your garbage to the collection point by 8 a.m.

On the Saturday of the 1st, 3rd and 5th week self loading of garbage is available (between 9 and 11.30am)

On weekdays the Environmental Center accepts garbage between 9 am and 11.30 am, and from 1 pm to 4 pm.

The center is closed on Sundays, public holidays, the 2nd and 4th Saturday of the month and for new year holidays.

第1・第3 月曜日 1st/3rd Monday	火曜日 Tuesday	第1・第3 水曜日 1st/3rd Wednesday	第2・第4 水曜日 2nd/4th Wednesday	木曜日 Thursday	金曜日 Friday
紙・布類 Paper/cloth	可燃ごみ Burnable waste	びん・かん・PET Bottles, cans and PET bottles	不燃・有害・危険 Non-burnable, harmful and/or hazardous waste	容器包装 Containers and Packaging	可燃ごみ Burnable waste
 ダンボール		  アルミ スチール (このマークが目印)		 PET (このマークが目印)	
 紙パック 洗って開いて リサイクル (このマークが目印)		 PET (このマークが目印)		 紙 (このマークが目印)	

## Garbage sorting and disposal method simplified version

<p><b>Burnable waste</b></p> <p>50cm以下 ひと束 10cm 以下</p> <p>Branch Grass(dried)</p> <p>Disposable diaper shell cushions</p> <p>stuffed toy/dolls raw waste(dried) curtain</p> <p>bags Plastic hangers CD・DVD</p> <p>Buckets Basins Shoes Ball pens</p>	<p>Use a transparent or translucent bag (up to 45 ltr)</p>	<p><b>Newspapers</b></p> <p>Newspapers (you can wrap newspapers and flyers together)</p> <p>Tied up with a string or Put in a paper bag</p>	<p><b>Non-burnable, harmful and/or hazardous waste</b></p> <p>Kettle Frying pan Small electrical appliances</p> <p>Pot/Electric pot Oil can Flash light (remove the batteries) Iron hangers Umbrella Spoon, fork, knife Keyboard, mouse</p> <p>Batteries, E-cigarettes Thermometer (mercury), Light bulbs</p> <p>Knives, Razors, Spray cans, Lighter, Glass, Cup, Crockery</p>	<p>Put each type in a separate bag without mixing Use a transparent or translucent bag (up to 45 ltr) or Tied up with a string</p>
		<p><b>Magazines/Miscellan</b></p> <p>Magazines/Catalogues/phon ebooks/Calenders/Envelopes /Notebook/Direct mail/Postcard</p> <p>Shredded paper wrap separate to other paper waste</p> <p>Tied up with a string or Put in a paper bag</p>		
<p><b>Containers and Packaging, plastic</b></p> <p>Plastic bags Snack wrappers Egg trays Food trays wrapping Plastic tubes Shampoo etc bottles Bento trays Styrofoam boxes Onigiri wrapping films Plastic food cup Plastic bottle caps</p>	<p>Use a transparent or translucent bag (up to 45 ltr)</p>	<p><b>Cardboard</b></p> <p>Cardboard Rice sacks</p> <p>Tied up with a string</p>	<p><b>Bottles, cans and PET bottles</b></p> <p>Please don't mix them with cans and PET bottles and use a separate bag</p> <p><b>Cans</b> Please don't mix them with bottles and PET bottles and use a separate bag</p> <p><b>PET bottles</b> Separate caps and labels and place them in plastic waste. Please don't mix them bottles and cans and use a separate bag.</p>	<p>Use a transparent or translucent bag (up to 45 ltr)</p>
		<p><b>Paper/cloth</b></p> <p><b>Paper Cartons</b> Milkcartons/other drink cartons</p> <p><b>cloth</b> Clothing Blankets Towels</p> <p><b>Containers and packaging, paper</b> Tissue cartons Alcohol cartons Juice packs Paper boxes Paper bags Candy boxes retort pouch</p>		